

Molteni & C

PIROSCAFO, 30TH ANNIVERSARY — ALDO ROSSI, LUCA MEDA 1991

1—
3



Aldo Rossi and Luca Meda have designed a piece of architecture; a large facade featuring regularly spaced windows and inspired by the Regione Umbria headquarter's facade in Perugia. Piroscrafo is a versatile home cupboard - a bookcase for the study, a display cabinet for the living room or a sideboard for the kitchen. On the occasion of the 30th anniversary, a new façade lacquered in a warm Spice colour with eucalyptus interiors re-proposes a classic piece in a contemporary version without betraying its origins as a rigorous but functional piece of furniture.

DATASHEET

REGISTERED
DESIGN

IX.2023

FINISHES

Front finishes

chalk white - platinum - anthracite

Structure finishes

chalk white - eucalyptus - exterior in chalk white, interior in matt lacquer in Molteni range colours

Internal drawer unit finishes

chalk white - platinum - anthracite

Special 30th Anniversary version

Spice colour front - Eucalyptus structure

No reductions of any kind are possible.

Molteni & C

TECHNICAL INFORMATION

STRUCTURE AND SHELVES

Veneered panel coated with Eucalyptus (*Eucalyptus globulus*) or melaminic paper painted in Molteni shades.

GLASS SHELF

Extra pale hardened glass thickness 12 mm.

BASE

Veneered panel coated with Eucalyptus or melaminic paper painted in Molteni shades, joined to a beehive structure resting on the floor.

FRONTAL PROFILES AND COLUMN

Extruded aluminium profile coated with semi-glossy, oven-fired enamel.

DOOR

Exterior frame made up of two steel plates, treated with semi-glossy, oven-fired enamel, coupled on a pair of polystyrene shells. Transparent glass, 4 mm thick. PVC co-extruded aluminum profile.

CHEST OF DRAWERS

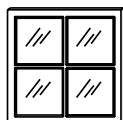
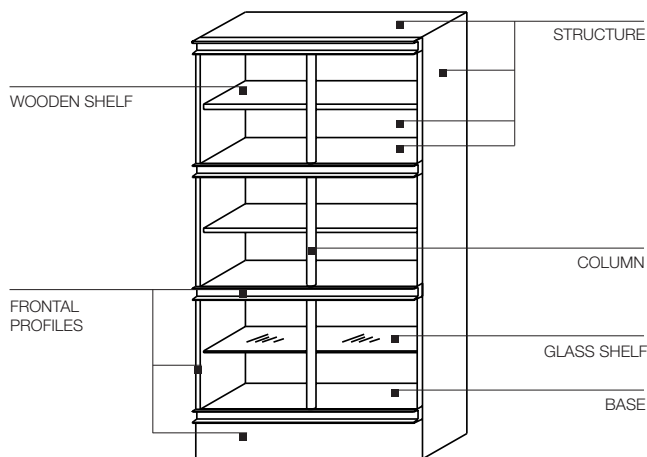
Particleboard panels with melaminic paper painted in Molteni tones.

SIDES OF DRAWER

Central plywood support with MDF inside and covered with melamine.

BOTTOM OF DRAWER

Particleboard panel faced with melaminic paper.



DOOR



CHEST OF DRAWERS



BOTTOM

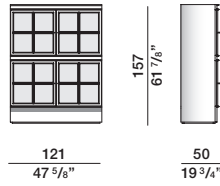
DATASHEET

REGISTERED
DESIGN

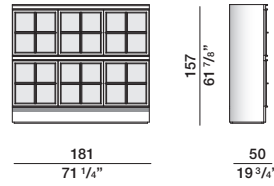
IX.2023

DIMENSIONS

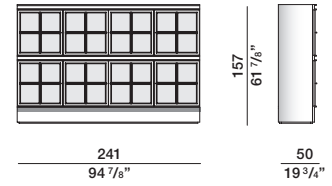
LP/157/121 LPV/157/121
wooden shelves glass shelves



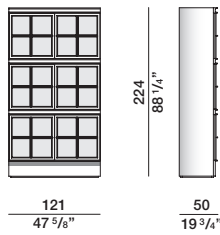
LP/157/181 LPV/157/181
wooden shelves glass shelves



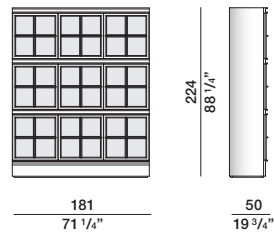
LP/157/241 LPV/157/241
wooden shelves glass shelves



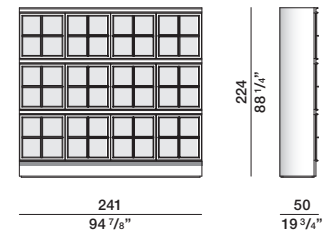
LP/224/121 LPV/224/121
wooden shelves glass shelves



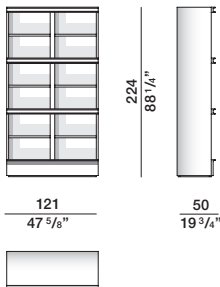
LP/224/181 LPV/224/181
wooden shelves glass shelves



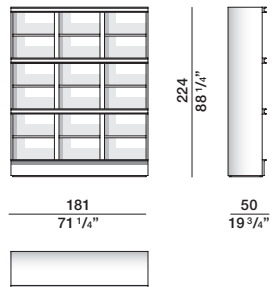
LP/224/241 LPV/224/241
wooden shelves glass shelves



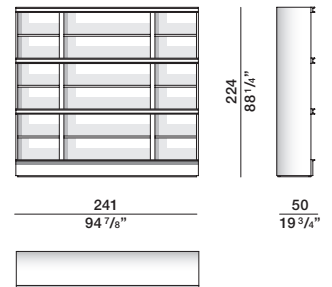
LG/224/121 LGV/224/121
wooden shelves glass shelves



LG/224/181 LGV/224/181
wooden shelves glass shelves

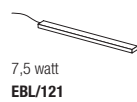


LG/224/241 LGV/224/241
wooden shelves glass shelves




**led bars
3000°K**

for compartment
W 121 W 47 5/8"



for compartment
W 181 W 71 1/4"

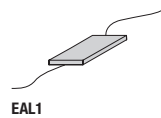


for compartment
W 241 W 94 7/8"

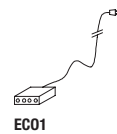


each power supply unit can turn on max 6 bars that do not go over 100W. If this wattage is surpassed, two or more power supply units must be purchased. If the radio remote control kit is not purchased the system must be inserted into a remote control electrical socket

**power supply unit
100W**



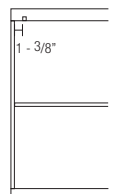
**connector
(per 1 composition
up to 4 power supply units)**



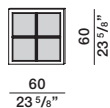
**radio control kit
with brightness setting
(1 per power supply unit)
optional**



led bar positioned at a distance of 1 cm from the back panel



**door
AV6/60
transparent glass**



**internal drawer units
W 53 D 37 H 30
W 20 7/8" D 14 5/8" H 11 7/8"**



DATASHEET

REGISTERED
DESIGN

IX.2023